

# Palmarès détaillé des équipes / Full team results

CHAUMONT

## DIVISION FEDERALE B MCJS GAF





ZONE PAR EQUIPE

25/03/2006 au 26/03/2006

Fédération Française  
de Gymnastique

JURY A ET B


200000020

Equipe / Ville Team / Town					Pen.	Total Score
<b>1 SAINT LOUIS</b> FRA <b>Equipe 1</b>	<b>25.300</b>	<b><u>26.401</u></b>	<b>26.450</b>	<b>27.933</b>		<b>106.084</b>
BOUSQUET Barbara	8.433	8.367	8.750	9.433	(4)	34.983
ZAHND Audrey	7.867	<u>9.067</u>	8.650	9.300	(7)	34.884
LISKE Angélique	8.500	7.667	7.600	9.000	(23)	32.767
MURA Marine		8.967	9.050	9.200	(49)	27.217
HUSSHERR Marie-cécile	8.367				(89)	8.367
<b>2 CHAUMONT</b> FRA <b>Equipe 1</b>	<b>25.666</b>	<b>24.250</b>	<b>25.317</b>	<b><u>28.101</u></b>		<b>103.334</b>
GROSJEAN Aurelie	8.700	8.900	8.967	<u>9.667</u>	(1)	<u>36.234</u>
ANDRIOT Carole	<u>8.933</u>	8.033	8.717	9.467	(2)	35.150
AUVRAY Amelie	7.900	7.317	7.633	8.967	(36)	31.817
GROSJEAN Melanie	8.033				(90)	8.033
SIX Ludivine			7.183		(93)	7.183
<b>3 ILLKIRCH GRAFFENSTADEN</b> FRA <b>Equipe 1</b>	<b>24.533</b>	<b>24.750</b>	<b><u>26.800</u></b>	<b>27.201</b>		<b>103.284</b>
GEISLER Emilie	7.933	8.433	9.250	9.367	(5)	34.983
STOECKLE Emmanuelle	8.800	8.167	9.133	8.667	(9)	34.767
GILLICH Mélanie	7.700	8.150	7.900	9.167	(18)	32.917
PILLA Laura	7.800			7.767	(81)	15.567
CONTE Armelle		6.700	8.417		(85)	15.117
<b>4 EPERNAY</b> FRA <b>Equipe 1</b>	<b><u>25.867</u></b>	<b>24.316</b>	<b>25.699</b>	<b>26.766</b>		<b>102.648</b>
COLLIN Céline	8.767	8.383	8.833	9.033	(3)	35.016
RUSSE Josepha	8.733	7.700	8.383	9.000	(13)	33.816
BICHOT Marine	8.367	8.233	8.483	8.733	(14)	33.816
GEOFFROY Agathe	7.333		7.983	7.900	(70)	23.216
WACKERS Marie		7.200			(92)	7.200
<b>5 BESANCON</b> FRA <b>Equipe 1</b>	<b>25.733</b>	<b>24.250</b>	<b>26.183</b>	<b>26.266</b>		<b>102.432</b>
BAUD Anais	8.267	7.750	8.183	8.067	(30)	32.267
PETITCOLIN Lucie	8.333	7.800	7.200	8.333	(38)	31.666
GROSPERRIN Mathilde	8.633		8.917	9.000	(50)	26.550
TABEY Marilynne		7.867	9.083	8.933	(54)	25.883
BAUD Doriane	8.767	8.583			(75)	17.350
<b>6 SARREGUEMINES</b> FRA <b>Equipe 1</b>	<b>24.733</b>	<b>24.216</b>	<b>25.601</b>	<b>27.266</b>		<b>101.816</b>
NEVEUX Celia	8.033	8.233	8.967	9.233	(10)	34.466
MAURER Aline	8.333	7.500	7.867	9.033	(24)	32.733
MAUS Celine	8.367	8.150	8.317		(57)	24.834
MAURER Carole	7.967	7.833		9.000	(58)	24.800
DILLMANN Sandrine			8.317	8.800	(76)	17.117

souligné = meilleur total

SQL\_PALEQUDEGAF du 27/03/2006 - 4.0.013 LOCAL - mono -

validé le lundi 27 mars 2006 à 18:00 - 1/4



# Palmarès détaillé des équipes / Full team results

CHAUMONT

## DIVISION FEDERALE B MCJS GAF





ZONE PAR EQUIPE

25/03/2006 au 26/03/2006

Fédération Française  
de Gymnastique

JURY A ET B


200000020

Equipe / Ville Team / Town					Pen.	Total Score
<b>7 BRUMATH</b>	<b>SOCIETE DE GYMNASIQUE BRUMATH</b>					
FRA <b>Equipe 1</b>	<b>24.900</b>	<b>24.533</b>	<b>25.217</b>	<b>26.566</b>		<b>101.216</b>
SAAM Marie	8.200	8.050	8.067	9.000	(16)	33.317
HEITZ Célia	8.367	7.967	7.533	9.033	(19)	32.900
BOEHRINGER Julie	8.333		7.700	8.533	(61)	24.566
MOTCH Florianne	8.000	8.333		8.067	(63)	24.400
MOTCH Perrine		8.150	<u>9.450</u>		(74)	17.600
<b>8 HAGUENAU</b>	<b>UNION HAGUENAU</b>					
FRA <b>Equipe 1</b>	<b>25.000</b>	<b>23.900</b>	<b>25.233</b>	<b>26.166</b>		<b>100.299</b>
CAPEZIO Alexia	8.667	8.033	7.983	8.700	(15)	33.383
LOCH Salome	7.900	7.767	8.100	7.900	(37)	31.667
GRAMPP Pauline	8.233		9.033	9.033	(52)	26.299
WEISSINGER Charlotte	8.100	8.100		8.433	(60)	24.633
LEHNE Morgane		7.167	8.100		(84)	15.267
<b>9 METZ</b>	<b>METZ - GYM</b>					
FRA <b>Equipe 1</b>	<b>24.233</b>	<b>23.749</b>	<b>26.167</b>	<b>25.799</b>		<b>99.948</b>
SPAETH Aurelie	8.633	9.033	8.550	8.633	(8)	34.849
SCHNEIDER Lucille	7.467	7.200	9.000	8.333	(33)	32.000
BLOUET Johanna	7.500	7.483	8.350	8.033	(39)	31.366
LANDRY Aurélie	8.100	7.233		8.833	(65)	24.166
BECHET Lorane			8.617		(88)	8.617
<b>10 TROYES</b>	<b>HIRONDELLE TROYES GYMNIQUE</b>					
FRA <b>Equipe 1</b>	<b>23.867</b>	<b>22.966</b>	<b>25.984</b>	<b>26.567</b>		<b>99.384</b>
SUISE Violene	7.067	7.833	8.517	9.167	(26)	32.584
LAMBERT Marine	8.067	6.500	8.717	8.567	(34)	31.851
MOREAU Laurine		8.400	8.750	8.833	(53)	25.983
SERVEAUX Manon	8.000	6.733		8.200	(71)	22.933
DECHENY Julie	7.800		8.200		(78)	16.000
<b>11 SAINT ANDRE LES VERGERS</b>	<b>LES BERGERONNETTES</b>					
FRA <b>Equipe 1</b>	<b>24.867</b>	<b>22.966</b>	<b>25.133</b>	<b>25.934</b>		<b>98.900</b>
LOREY Anne	8.400	7.600	8.383	8.450	(21)	32.833
GAULE Dorianne	8.300	7.100	8.433	9.000	(22)	32.833
SOCIER Manon	8.167	7.733	8.117	8.467	(28)	32.484
BELLEFLEUR Marie	7.900			8.467	(77)	16.367
BOURRY Caroline		7.633	8.317		(79)	15.950
<b>12 SCHILTIGHEIM</b>	<b>CONCORDIA SCHILTIGHEIM</b>					
FRA <b>Equipe 1</b>	<b>24.833</b>	<b>22.717</b>	<b>24.367</b>	<b>26.534</b>		<b>98.451</b>
GODARD Cyrielle	8.600	8.600	8.333	9.367	(6)	34.900
GOERTZ Sarah	8.333	7.217	8.117	8.967	(25)	32.634
BLAND Mathilde	7.333	6.900		8.200	(72)	22.433
VADAMANIKON Prisca		6.900	7.183	7.767	(73)	21.850
BLAND Justine	7.900		7.917		(80)	15.817

souigné = meilleur total

SQL\_PALEQUDEGAF du 27/03/2006 - 4.0.013 LOCAL - mono -

validé le lundi 27 mars 2006 à 18:00 - 2/4



# Palmarès détaillé des équipes / Full team results

CHAUMONT

## DIVISION FEDERALE B MCJS GAF





ZONE PAR EQUIPE

25/03/2006 au 26/03/2006


Fédération Française  
de Gymnastique

JURY A ET B

200000020

Equipe / Ville Team / Town					Pen.	Total Score
<b>13 FAMECK</b>	<b>ASSOCIATION GYMNIQUE LA FAMECKOISE</b>					
FRA <b>Equipe 1</b>	<b>24.267</b>	<b>20.917</b>	<b>25.884</b>	<b>27.100</b>		<b>98.168</b>
SEGGIO Gaelle	8.000	7.267	8.650	8.967	(20)	32.884
CHANTRIAUX Corine	8.067	6.983	8.517	9.000	(27)	32.567
DA-CRUZ Perrine	8.200	6.267	8.500	9.133	(32)	32.100
CHANTRIAUX Aurore		6.667	8.717	8.600	(66)	23.984
TOSCANO Gaelle	7.333				(91)	7.333
<b>14 PONTARLIER</b>	<b>GYM PONTARLIER</b>					
FRA <b>Equipe 1</b>	<b>23.967</b>	<b>23.534</b>	<b>24.767</b>	<b>25.533</b>		<b>97.801</b>
ROUSSE Elodie	8.467	8.300	8.467	8.800	(12)	34.034
MARGUET Sophie	7.800	7.867	8.200	8.400	(31)	32.267
MOREL Laurine	7.700	7.233	7.083	8.333	(46)	30.349
MARGUET Sandrine		7.367	8.100		(82)	15.467
LETOURNEUR Marine	7.500			7.867	(83)	15.367
<b>15 VANDOEUVRE</b>	<b>AMICALE LAIQUE P.BROSSOLETTE VANDOEUVRE</b>					
FRA <b>Equipe 1</b>	<b>23.834</b>	<b>23.201</b>	<b>24.700</b>	<b>25.866</b>		<b>97.601</b>
HINZELIN Fanny	7.367	7.867	7.733	7.983	(41)	30.950
LOTTIAUX Deborah		7.867	8.367	8.733	(56)	24.967
MASSON Julia	8.067		8.033	8.400	(62)	24.500
LEURET Anne flore	8.067	7.433		8.733	(64)	24.233
HENIQUI Marine	7.700	7.467	8.300		(68)	23.467
<b>16 SAINT DIE DES VOSGES</b>	<b>ENTENTE GYMNIQUE DEODATIENNE</b>					
FRA <b>Equipe 1</b>	<b>23.800</b>	<b>22.133</b>	<b>25.200</b>	<b>25.934</b>		<b>97.067</b>
SCHANING Priscillia	8.167	7.700	8.500	8.867	(17)	33.234
DELCONTE Paola	7.267	7.100	7.900	8.167	(45)	30.434
SPIESER Flore	7.533		8.583	8.567	(59)	24.683
SEVRAIN Marjolène	8.100	7.333	8.117		(67)	23.550
GEORGES Johanna		6.233		8.500	(86)	14.733
<b>17 OBERNAI</b>	<b>Sports Réunis OBERNAI</b>					
FRA <b>Equipe 1</b>	<b>23.667</b>	<b>23.383</b>	<b>23.666</b>	<b>26.133</b>		<b>96.849</b>
JEAN Mathilde	7.767	8.333	6.200	8.633	(42)	30.933
RIETSCH Odile	7.533	7.717	7.933	7.433	(44)	30.616
BOCH Elodie	8.100		8.333	9.167	(55)	25.600
BOSSERT Marie	7.800	7.333		8.333	(69)	23.466
VAILLANT PARTY Chloé		6.533	7.400		(87)	13.933
<b>18 STRASBOURG</b>	<b>LA STRASBOURGEOISE</b>					
FRA <b>Equipe 1</b>	<b>24.600</b>	<b>21.500</b>	<b>24.934</b>	<b>25.617</b>		<b>96.651</b>
ZOUATINE Stephanie	7.967	7.333	8.617	8.417	(29)	32.334
SERAUDIE Claire	8.500	6.467	8.267	8.600	(35)	31.834
JOSON Vanessa	8.100	7.700	6.967	8.400	(40)	31.167
CIAN Anaïs	8.000	6.183	8.050	8.600	(43)	30.833

souligné = meilleur total



# Palmarès détaillé des équipes / Full team results

CHAUMONT

## DIVISION FEDERALE B MCJS GAF





ZONE PAR EQUIPE

25/03/2006 au 26/03/2006

Fédération Française  
de Gymnastique

JURY A ET B

2000000020

Equipe / Ville Team / Town					Pen.	Total Score
<b>19 VESOUL</b>	<b>AGM GYM FEMININE. VESOUL</b>					
FRA <b>Equipe 1</b>	<b>23.066</b>	<b>21.483</b>	<b>24.083</b>	<b>24.567</b>		<b>93.199</b>
BOURGEOIS Emilie	8.400	8.183	8.733	8.900	(11)	34.216
MICHEL Justine	7.333	6.833	7.567	7.900	(47)	29.633
MAZELIN Charlene	7.300	6.467	7.783	7.367	(48)	28.917
BRASLERET Caroline	7.333	4.067	7.233	7.767	(51)	26.400

souligné = meilleur total

SQL\_PALEQUDEGAF du 27/03/2006 - 4.0.013 LOCAL - mono -

validé le lundi 27 mars 2006 à 18:00 - 4/4

(c) Fédération Française de Gymnastique - www.ffgym.com